



Woodworking Education Center
10544 Hwy 17, Maylene, AL 35114

Alabama Woodworkers Guild Guild News



www.alabamawoodworkersguild.org

Volume XXXIII Number 8

August, 2014

Next Meeting

The next
scheduled
meeting is
August 16th

In This Issue

New Members	p. 2
Shop Calendar	p. 3
August Program	p. 4
July Recap	p. 4
Mentoring	p. 5
Parquetry Class	
Photos	p. 6
Annual Show	
Rules	p. 7
Annual Show Entry	
Form	p. 8
Shirts for Sale	p. 10
Photos From Last	
Month	p. 10
WEC Directions	p. 11

President's Message

To Show or Not to Show?

The AWG Annual Show is in October and I have to decide if I am going to enter something or not. Why should I? Well, I've been thinking about it and here's what I came up with.

First, I'm not that good of a woodworker. I think I'd call myself an intermediate. At the monthly meetings, I see some very good show and tell objects that I don't think I can compete with. But, winning a ribbon is not why I would enter anyway. I think my work is good for my skill level and I am proud of it, so why not share it with everyone else. It's something to talk about and discuss techniques and design ideas.

Second, it's good to support the Guild to the public. The Hoover Library is an ideal location for the show. It's a nice secure building that many people visit and view our objects. It introduces the AWG to a group of people that probably don't know that we exist. It's good positive publicity and shows the public that there still are craftspeople making beautiful handmade products not in a mass production environment.

Third, there are five skill categories, Traditional Furniture, Contemporary Furniture, Wood Turnings, Toys, and Miscellaneous. Three open categories, Boxes (jewelry, keepsake, tool, etc.), Musical Instruments, Tools and Jigs. So, there are many categories to enter my work I just need to decide where my piece fits the best. If I am confused the Show Chairman will help me decide. Plus there are four skill levels for me to fit into. Am I a beginner, an intermediate, advanced, or a master? In my case, I would classify myself as an intermediate box maker but a beginner wood turner. I don't have to worry about being put into a higher class than I actually am.

Fourth, I think it will be fun. Talking with the other woodworkers about what they entered and how they made their piece, what kind of finish did they use, and how did they come up with the idea. Not only that, my work might be better

President:

Ray Ziegler
(205)451-6846

Vice Pres:

Ed Bulloch

Treasurer:

Walter Barnett
(205)933-9207

Secretary:

Scott Stafford

Webmaster:

Brian Stauss
(205)987-9997

Guild News:

Phillip Key
(205)475-3352

Board of Directors:

Patrick Bush
Ron Griffin
Wayne Burris
Art Chamblee
Paul Mancill
Henry Hager

Toy Chair:

Lynn Smith

Show Chair:

Dwight Hostetter

Education Co-Chairs:

Preston Lawley
Christian Mazur

WEC Shop Manager:

Mike Key

Librarian:

Martin Fischer

GUILD PATRONS

We are very fortunate to have the following patrons who support the Guild. They are excellent suppliers of products or services in the local area that provide monetary support or allow us to use their various facilities for Guild functions:

J.R. PREWITT & ASSOCIATES, INC. Independent Insurance Agent—Founded in 1974, J. R. Prewitt & Associates, Inc. is a family owned agency that has grown to one of the largest firms in the Birmingham area. Representing over a dozen insurance carriers, the agency provides a full spectrum of insurance services to over 3500 clients. From individuals to multi-state corporations, the agency prides itself on it's loyal, long term client base as a result of unparalleled customer service. Contact us for your personal, business, or professional insurance needs.

President's Message

than I think it is. There is an objective professional woodworker that will judge all the pieces and give them a score. When I look at my work I see all the areas that I might have been able to do better. But someone else will see it as it is and evaluate it on it's merits, not it's defects.

Fifth, just by submitting an object, I am entered in a drawing for a \$100 gift certificate at Woodcraft.

So, I don't see any reason not to enter my work. It will be fun to participate and I might win \$100 to spend at Woodcraft.

If you have some of these same concerns, don't worry, just enter some of your work and let's have some fun.

See you there,

Ray

New Members

The Alabama Woodworkers Guild would like to extend a warm welcome to our new members!

Eric Remington, Richard Butcke and Don Wilson

WELCOME!

WEC AUGUST 2014-SEPTEMBER 2014 CALENDAR

Sunday	Monday	Tuesday	Wednesday	Thursday	Friday	Saturday
10[33] 1:00pm - 5:00pm Montia King	11 10:00am - 3:00pm OTH Gang - Toys Shop is CLOSED except for Toy work.	12 10:00am - 3:00pm OTH Gang - Toys Shop is CLOSED except for Toy work.	13	14	15 9:00am - 1:00pm Bob Moore...supervisor 1:00pm - 5:00pm Bob Moore...supervisor 5:00pm - 9:00pm ... Paul Shank	16 9:00am - 1:00pm ... Wayne Burris 10:00am - 11:30am Monthly Guild Meeting (Woodworking Education Center) 1:00pm - 5:00pm Cliff Daniels - supervisor
17[34] 1:00pm - 5:00pm ... Brian Stauss	18 10:00am - 3:00pm OTH Gang - Toys Shop is CLOSED except for Toy work.	19 10:00am - 3:00pm OTH Gang - Toys Shop is CLOSED except for Toy work.	20	21	22 9:00am - 1:00pm Randall Robertson 1:00pm - 5:00pm Randall Robertson 5:00pm - 9:00pm ... Mike Key	23 9:00am - 1:00pm ... no supervisor 1:00pm - 5:00pm ... no supervisor
24[35] 1:00pm - 5:00pm ... no supervisor	25 10:00am - 3:00pm OTH Gang - Toys Shop is CLOSED except for Toy work.	26 10:00am - 3:00pm OTH Gang - Toys Shop is CLOSED except for Toy work.	27	28 9:00am - 5:00pm R Hardwick	29 9:00am - 1:00pm ... no supervisor 1:00pm - 5:00pm ... no supervisor 5:00pm - 9:00pm Pat Bush supervisor	30 9:00am - 1:00pm Pat Bush supervisor 1:00pm - 5:00pm ... Eddie Heerten
31[36] 1:00pm - 5:00pm ... no supervisor	1 10:00am - 3:00pm OTH Gang - Toys Shop is CLOSED except for Toy work.	2 10:00am - 3:00pm OTH Gang - Toys Shop is CLOSED except for Toy work.	3 6:30pm - 7:30pm AWG Board Meeting (J R Prewitt & Associates, 2146 Highland Avenue South)	4	5 9:00am - 5:00pm Ron Powell-Supervisor 5:00pm - 9:00pm ... no supervisor	6 9:00am - 1:00pm ... no supervisor 1:00pm - 5:00pm ... no supervisor
7[37] 1:00pm - 5:00pm ... no supervisor	8 10:00am - 3:00pm OTH Gang - Toys Shop is CLOSED except for Toy work.	9 10:00am - 3:00pm OTH Gang - Toys Shop is CLOSED except for Toy work.	10	11	12 9:00am - 1:00pm Lynn Smith Burris 1:00pm - 5:00pm Lynn Smith 5:00pm - 9:00pm ... Mike Key	13 9:00am - 1:00pm ... Wayne Burris 1:00pm - 5:00pm ... no supervisor

The most current WEC calendar is always available on-line at: <http://freecal.brownbears.com/awg>

2146 Highland Ave. South,
Birmingham, AL 35205
Telephone (205)-933-9207
Fax (205)-930-0450

THE AWARDS & ENGRAVING PLACE is a full service engraving shop, offering both laser and flatbed rotary engraving. We engrave directly on wood, glass, plastic, and a variety of coated metals. We offer plaques, glass and acrylic awards, trophies, interior signs and name badges. We have been in business in Hoover since 1987. Contact Ken Murer, The Awards & Engraving Place, 1919 Hoover Court, Birmingham, AL 35226, (205)-823-7676 fax(205)-822-1111

AFFORDABLE WOOD TOOLS by Paul Varden

Wood Lathe accessories to fit any size wood lathe. Screw Chucks, Face Plates and Tool Rest. General Machining also available. Paul Varden-Master Machinists-35 years of experience.

7029 Dickey Springs Road
Bessemer,AL 35226
H-205-428-9945
C-205-908-9945
email-paul2010@directv.net

SARA'S TAX SERVICE

100 Foust Avenue, Hueytown, AL 35023
205-497-4020 Fax 205-497-4011

SNOW'S SHARPENING SERVICE

Ed Snow can take care of all of your saw blade sharpening needs. You can leave and pick up your blade at Woodcraft or you can contact Ed at 205-218-1885 or redsnow_3@hotmail.com

WOODCRAFT Helping you

make wood work.
www.woodcraft.com
205-988-3600

Mr. James Corlew

Tom Williams BMW
1000 Tom Williams Way
Irontdale, AL35210

Mr. Dean Vette

Tom Williams Lexus
1001 Tom Williams Way
Irontdale, AL 35210

Ms. Lily Young

Tom Williams Porsche/Audi
3001 Tom Williams Way
Irontdale, AL 35210

Mr. Mike Long

Land Rover Birmingham
3000 Tom Williams Way
Irontdale, AL 35210

Mr. Gerald Savage
Tom Williams Collision
Center

1874 Grants Mill Road
Irondale, AL 35210

Mr. Tad Lidikay and Mr.
Jeff Lidikay
Southland Wood Products,
Inc.

Hardwood and Softwood —
Moulding and Dimension
270 Newsome Road
Wilsonville, AL 35186
Phone/Fax: 205-669-1959

August 2014 Program: Ed Bullock

The August 2014 meeting program will be about building a wooden music stand with a turned pedestal and an adjustable tray. Sliding dovetail joints are used to attach the three legs to a turned pedestal. The tray for the sheet music is adjustable both in height and in the angle of tilt. I will talk about the construction process and techniques used to build the stand. It is a simple project that doesn't require much material or time. Part of the discussion will be about the jigs used to cut sliding dovetail joints on a round pedestal and how to cut the corresponding dovetail joints on irregular shaped legs. I'll also show how to use a router and jigs to cut mortise and tenon joints in material that is only 1/2 inch thick.

Ed

July 2014 Program: Ron Bassinger

Ron Bassinger was our guest speaker for the July 2014 meeting. After retiring from a career as a mechanical engineer, Ron became an accomplished artist covering a wide range of disciplines. Ron carves realistic objects in wood. He works primarily with mahogany and his works range from small delicate sculptures up to life sized sculptures of famous persons such as Marilyn Monroe. Ron brought some of his work to show us and I must say it was outstanding. It was a privilege to see and actually touch such beautiful works of art. Ron talked about his approach to carving and described the finish he applies to show off the beauty in the wood. Ron gave us a paper describing his finishing technique and we may want to try that approach on some of our projects.



Ed

Mentoring

NOTE: You must be a member of the Guild to be eligible to participate mentoring classes.

Are you an intermediate or beginner woodworker with an itch to raise your wood-working skills a notch or two? Do you have a special project in mind, but are just a bit uneasy about getting underway? Looking for tips to save time and effort, plus get better results?

Here's what you need to do: join a Guild mentored group now. It's the way to go for all of the above with others at your skill level, and best of all, at no cost except for materials.

Refer to Shop Schedule for schedule of mentoring sessions

Some examples of topics offered:

Bench Making
 Table Saw instruction
 Lathe Fundamentals
 Pen Turning
 Hand Tools - sharpening and techniques
 Furniture Building - Chairs, Table tops, Tables
 Instruction in - Router table use
 Instruction in - Jointer, Planer use
 Dovetail jig making
 Hand-cut Dovetails
 Pocket Hole Jig Instruction



If you have questions on woodworking technique, tool usage, or buying equipment or tools, feel free to contact a Guild mentor.

Jim Woodward	Guitars
Ed Bullock	Bows
Thom Nix	Chairs
John Lawson	Furniture repair, band saw, track saw
Mike Key	Dovetail jig
Eddie Heerten	Lathe, furniture, table saw, hand-cut dovetails, bowl turning
Bob Moore	Hand tool sharpening, table saw, joiner, planer
Dwight Hostetter	Lathe, segmented turning, baskets
Bill Newman	Boxes, jointer
Brian Stauss	Cabinet construction
Cliff Daniels	Scroll saw, jointer, band saw
Buzz Kelly	Finishing and stringing
Lynn Smith	Toys
Pat Bush	Jointer, planer
A.R. Bray	Draw knife, planes, hand tools, antique hand tools
Preston Lawley	Cutting Boards
Jeff Hood	Scroll Saw



Contact the above by email or phone as listed in the Membership Directory or email Ron Griffin at: sawandsplinters@gmail.com

Parquetry Class Photos



Photos by Nelda Kelly

2014 AWG Annual Show – Rules and Guidelines

1. An individual may enter as many items as desired into one or more categories; however, an individual is limited to one 1st, or 2nd, or 3rd place ribbon per category even if the individual enters multiple items in that category and is the only person in that category (Award winning items are still eligible for the People's Choice Award.)
2. If an item has won a ribbon in a previous AWG show, it may be entered into the show as "Display Only" and will not be judged.
3. If an item has not won any previous ribbons in an AWG show, it may be entered again for either judging or "Display Only".
4. Items being entered for judging shall have been made by the individual. Also, all the major pieces of the item will have been made by the individual. Minor parts such as: miscellaneous dowels, hardware, glass panes, wheels and headlights for toys, frets, wires or other small parts produced commercially, may be used in most circumstances. If in doubt, contact the AWG board or Show Chairperson.
5. Any item being entered into the show (includes items for judging or "display only") is eligible for the People's Choice Award which is awarded based on the number of votes in the public ballot.
6. If an individual wins a 1st place blue ribbon in a Beginner, Intermediate, or Advanced skill category, that individual must enter future items in that category at the next higher skill level. (Example: John Doe wins a 1st place ribbon as a Beginner in Traditional Furniture in the 2013 AWG Annual Show. The next time he enters a Traditional Furniture item into an AWG show, he must enter at the Intermediate skill level. The same condition applies for Intermediate and Advanced 1st place ribbon winners to advance to the next higher skill level.)
7. If there is a question as to which category an item shall be entered in, (ex. Traditional Furniture, Toys, Miscellaneous, etc.) the Show Chairperson shall make the final decision.
8. Contemporary versus Traditional furniture:
 - ~ Contemporary furniture design is marked by modern and trendy forms often made with a great deal of attention to the needs of the 21st century lifestyle.
 - ~ Traditional design follows the established and timelessly elegant forms which tend to create a more welcoming and warm atmosphere, Traditional designs often feature elaborate ornamentation which give a home a touch of luxury (examples: Windsor, Queen Anne, Victorian, Chippendale, etc.).
9. Entering items into the AWG Annual Show is limited to current (dues paid up-to-date) AWG members and current West Alabama Woodworkers Association (WAWA) guild members.
10. **Any person entering the 2014 show will have their name placed into a drawing for a \$100 Gift Certificate to the Pelham Woodcraft store. The winning name for the gift certificate will be drawn at the next guild meeting.**

Entry Form
2014
ALABAMA WOODWORKERS GUILD
ANNUAL JURIED SHOW
(10-4-2014 – 10-12-2014)
HOOVER PUBLIC LIBRARY

NAME: _____

ADDRESS: _____

PHONE NUMBER(S): _____

<u>SKILL CATEGORIES</u>	<u>BEGINNER</u>	<u>INTERMEDIATE</u>	<u>ADVANCED</u>	<u>MASTER</u>
TRADITIONAL FURNITURE	_____	_____	_____	_____
CONTEMPORARY FURNITURE	_____	_____	_____	_____
WOOD TURNINGS	_____	_____	_____	_____
TOYS	_____	_____	_____	_____
MISCELLANEOUS	_____	_____	_____	_____

OPEN CATEGORIES _____

BOXES (jewelry, keepsake, tool, etc.) _____
MUSICAL INSTRUMENTS _____
TOOLS AND JIGS _____

PROJECT DESCRIPTION: _____

WOODS USED: _____

ENTRANT'S COMMENTS: _____

DESIGN: OWN REPRODUCTION

IS THIS ITEM FOR SALE? _____ PRICE \$ _____

AWARDS:
1ST, 2ND & 3RD IN EACH CATEGORY AND SKILL LEVEL
1ST, 2ND & 3RD IN EACH OPEN CATEGORY

2014
ALABAMA WOODWORKERS GUILD
ANNUAL JURIED SHOW
(10-4-2014 – 10-12-2014)
HOOVER PUBLIC LIBRARY

<u>SKILL CATEGORIES</u>	<u>BEGINNER</u>	<u>INTERMEDIATE</u>	<u>ADVANCED</u>	<u>MASTER</u>
TRADITIONAL FURNITURE	_____	_____	_____	_____
CONTEMPORARY FURNITURE	_____	_____	_____	_____
WOOD TURNINGS	_____	_____	_____	_____
TOYS	_____	_____	_____	_____
MISCELLANEOUS	_____	_____	_____	_____

OPEN CATEGORIES

BOXES (jewelry, keepsake, tool, etc.)	_____
MUSICAL INSTRUMENTS	_____
TOOLS AND JIGS	_____

PROJECT DESCRIPTION: _____

WOODS USED: _____

ENTRANT'S COMMENTS: _____

DESIGN: OWN REPRODUCTION

JUDGE'S EVALUATION

(PLEASE CIRCLE)

DESIGN: 1 2 3 4 5 6 7 8 9 10
 COMMENTS:

JOINERY: 1 2 3 4 5 6 7 8 9 10
 COMMENTS:

FINISH: 1 2 3 4 5 6 7 8 9 10
 COMMENTS:

DIFFICULTY: 1 2 3 4 5 6 7 8 9 10
 COMMENTS:

TOTAL POINTS: _____

ADDITIONAL COMMENTS ON REVERSE:

Guild Shirts for Sale!

We have the following Guild Logo Shirts for sale:

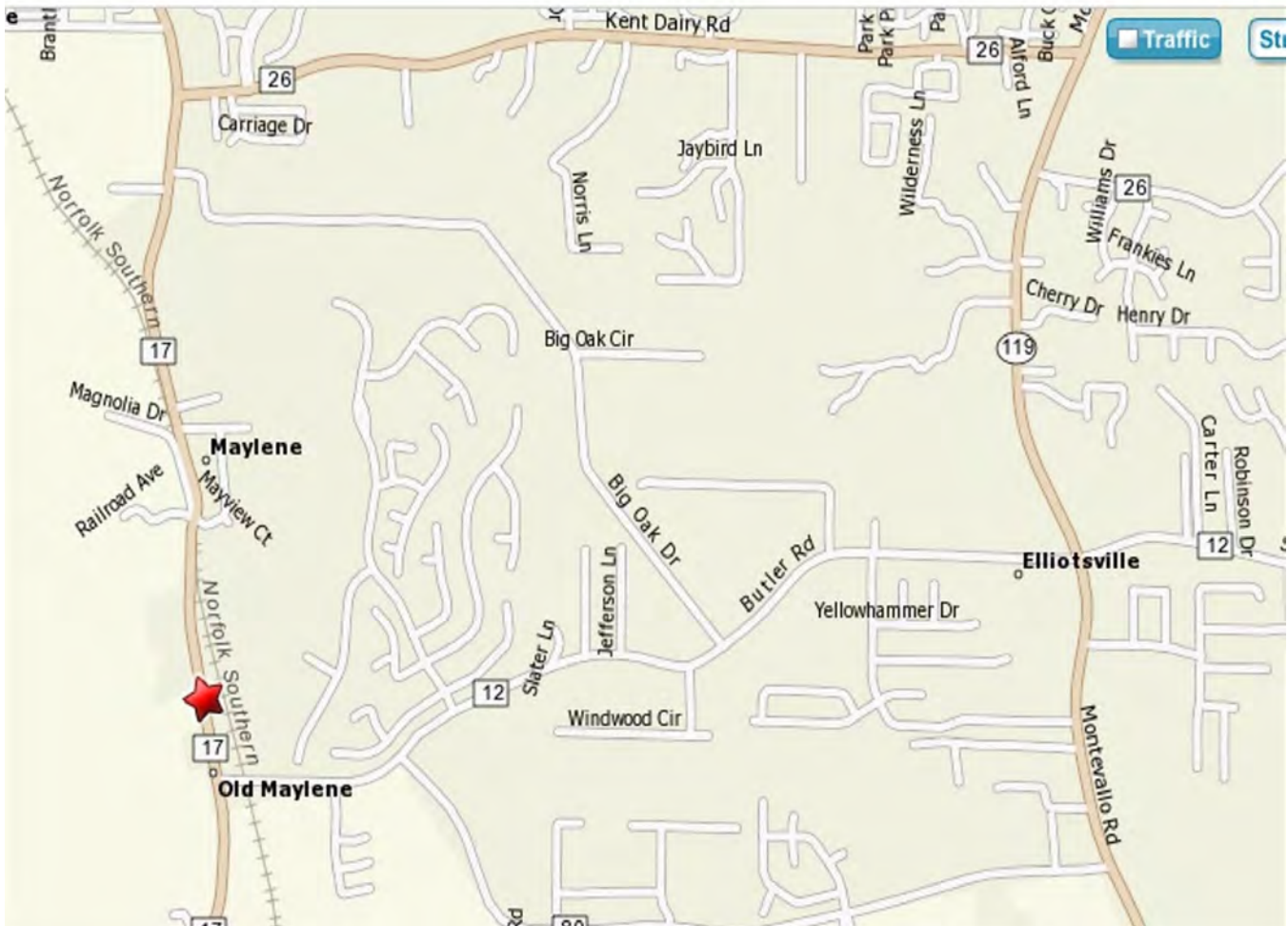
Style	Size	Quantity Available	Price (each)
Golf	2X	3	\$35
Golf	3X	1	\$35
Denim	2X	2	\$32
Denim	Med	1	\$32
Tee	2X	1	\$10
Tee	XL	5	\$10
Tee	Med	1	\$10

See Walter Barnett at this month's meeting to purchase a shirt.


Pictures From Last Month's Meeting



Directions to the Woodworkers Education Center (WEC)



From I-65, take Exit 238 (Highway 31). Turn north on U.S. Highway 31, go 0.6 miles and turn left on State Highway 119 South. Go 3.0 miles south on Highway 119 and turn right on County Highway 12. Go 2.1 miles on Highway 12 until it ends at County Highway 17. Turn right on Highway 17 and the WEC is 0.3 miles on your left. There is a large WEC sign at the entrance.



www.
alabamawoodworkersguild
.org

About Us

Alabama Woodworkers Guild Newsletter is published monthly for its members and other interested parties. Guild meetings are held monthly on the third Saturday at 9:00 a.m. at the Woodworking Education Center, 10544 Hwy 17, Maylene, AL 35114

Information concerning the Guild may be secured by calling **Walter Barnett, Treasurer** at (205) 933-9207.



WOODCRAFT[®]

Helping You Make Wood Work[®]

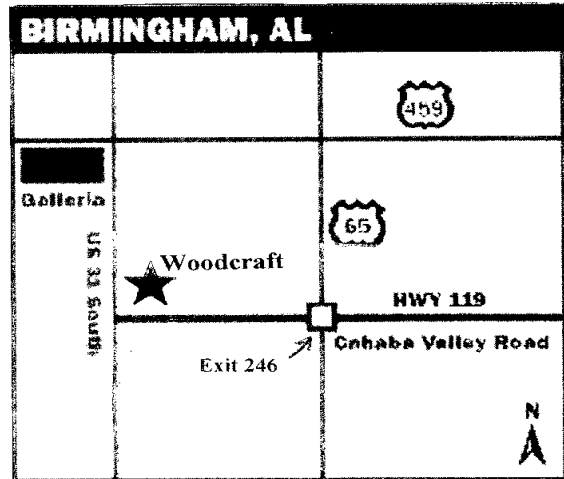
Phone 205-988-3600
Fax 205-988-3612
Website: www.woodcraft.com
e-mail: WC511@aol.com

Store Hours

M - T - W - F: 9AM - 7PM
Th: 9AM-9PM
Sat: 9AM-6PM
Sun: Noon-5 PM

Our new address is:

2215B Pelham Parkway
Pelham, AL 35124



Directions:

Take I-65 to Exit 246.
Take Highway 119 West (Cahaba Valley Road) 3/4 of a mile to US 31.
Turn right on US 31 and travel north approx. 0.3 mi.
Our store is on the right (east) side of US 31.

The Alabama Woodworkers Guild, Inc.
P.O. Box 26665
Birmingham, AL 35260

